統計資料1

刑法犯認知件数の推移

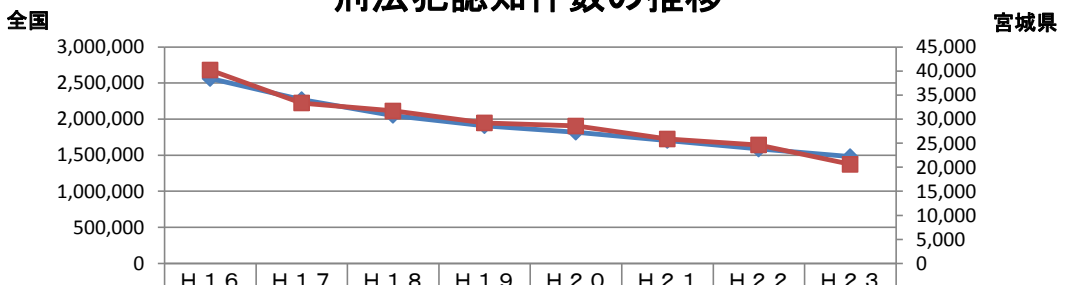

	Ｈ１６	Ｈ１７	Ｈ１８	Ｈ１９	Ｈ２０	Ｈ２１	Ｈ２２	Ｈ２３
全国	2,562,76	2,269,29	2,050,85	1,908,83	1,818,02	1,703,04	1,585,85	1,480,76
宮城県	40,211	33,357	31,698	29,216	28,583	25,859	24,614	20,605

認知件数のうち20歳未満の被害者数の推移

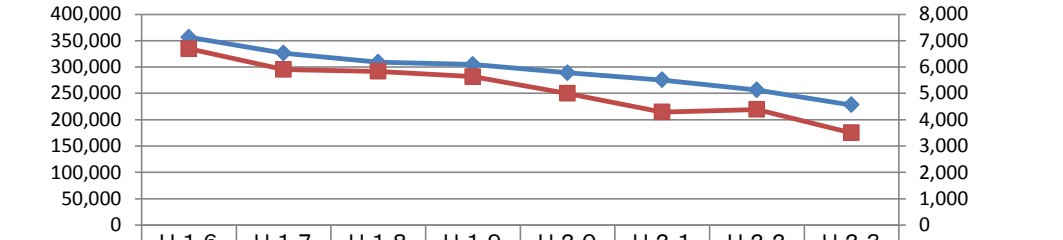

	Ｈ１６	Ｈ１７	Ｈ１８	Ｈ１９	Ｈ２０	Ｈ２１	Ｈ２２	Ｈ２３
全国	356,426	326,042	309,104	304,685	289,035	275,322	256,215	228,025
宮城県	6,689	5,903	5,832	5,632	4,996	4,293	4,388	3,501

認知件数のうち女性の被害者数の推移

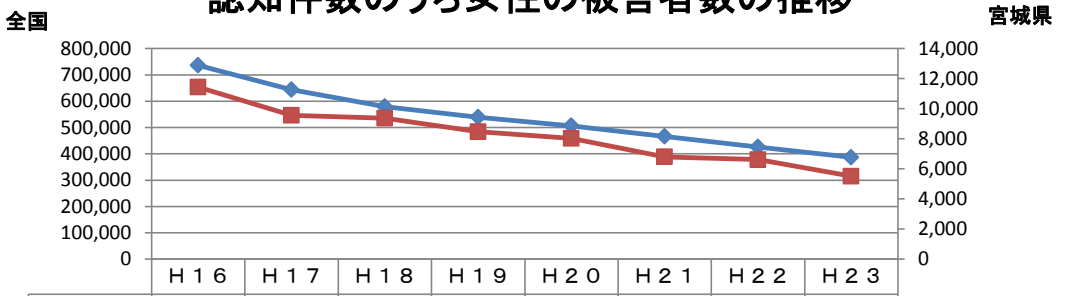

	Ｈ１６	Ｈ１７	Ｈ１８	Ｈ１９	Ｈ２０	Ｈ２１	Ｈ２２	Ｈ２３
全国	735,849	643,788	579,638	539,153	506,114	465,776	426,293	386,883
宮城県	11,440	9,563	9,369	8,476	8,025	6,800	6,616	5,513

認知件数のうち，65歳以上の被害者の推移

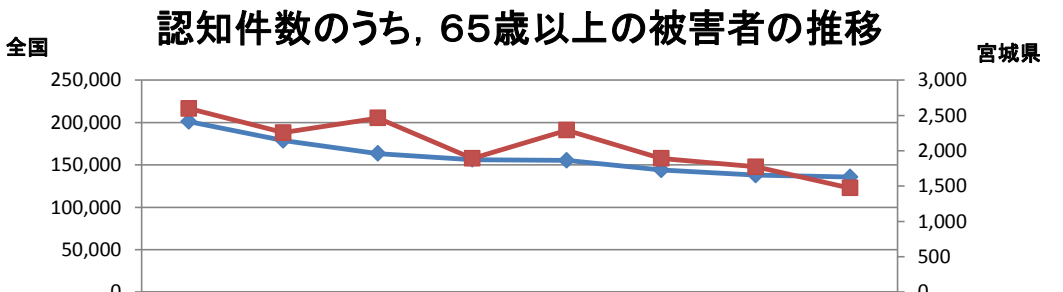

	Ｈ１６	Ｈ１７	Ｈ１８	Ｈ１９	Ｈ２０	Ｈ２１	Ｈ２２	Ｈ２３
全国	201,168	178,881	163,325	156,271	155,316	143,963	137,882	135,773
宮城県	2,596	2,256	2,464	1,892	2,292	1,892	1,772	1,472